
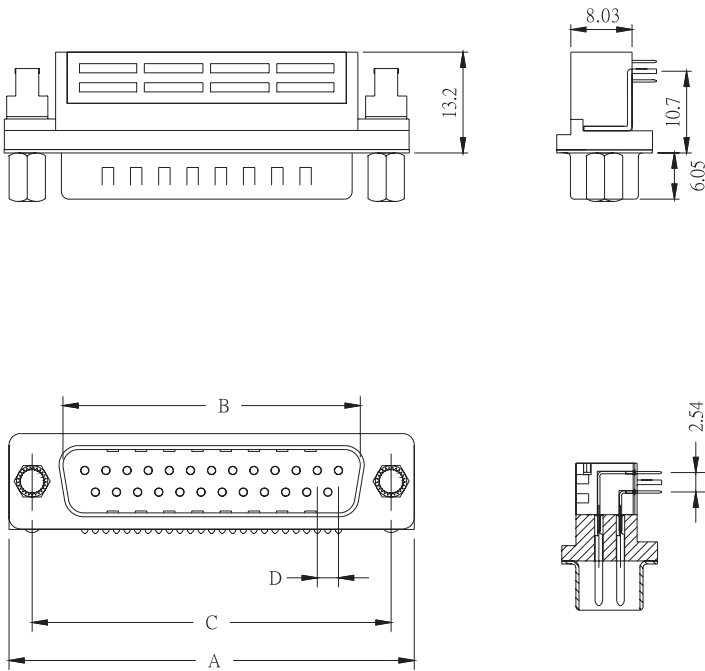


E32

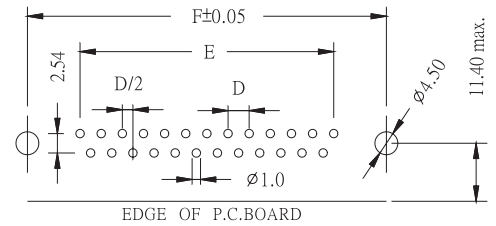
D-SUB PRESS-FIT RIGHT ANGLE



POSITION	A	B	C	D	E	F
9	30.80	16.79	25.00	2.77	10.96	25.00
25	53.05	38.84	47.04	2.77	33.12	47.04



P.C.B. LAYOUT PATTERN



HOW TO ORDER:

E32 - - - - - -

1.NO. OF CONTACT	2.CONTACT TYPE	3.CONTACT PLATING
09 25	M: MALE	S: SELECTIVE G: GOLD FLASH A: 5u" INCH GOLD B: 10u" INCH GOLD C: 15u" INCH GOLD D: 30u" INCH GOLD
4.SHELL PLATING	5. MOUNTING METHOD	6. INSULATOR COLOR
P: TIN + DIMPLE	A: 4-40 THREAD RIVET W / BOARDLOCK B: M2.6 THREAD RIVET W / BOARDLOCK (6.1mm*10.0mm) C: M2.6 THREAD RIVET W / BOARDLOCK (6.35mm*10.25mm)	1. BLACK

E