

# C65a SINGLE ROW BOX HEADER RIGHT ANGLE

PITCH: 2.5mm

## SPECIFICATIONS

### Material

Insulator : PBT, glass reinforced, rated UL 94V-0

Contact : Phosphor Bronze or Brass

### Electrical

Current Rating : 2 Amp

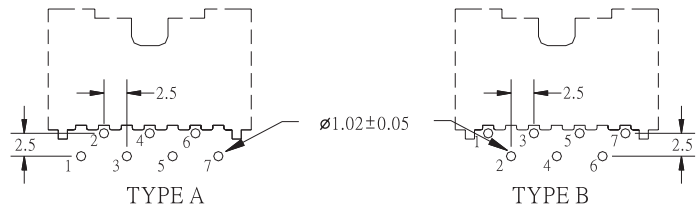
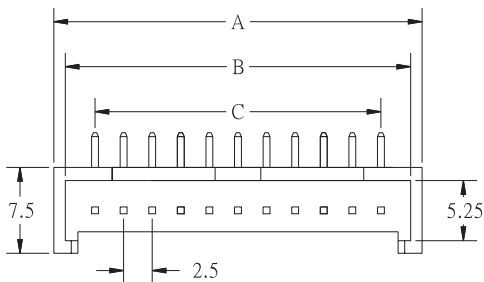

Contact Resistance : 30 mΩ max.

Insulation Resistance : 3000 MΩ min.

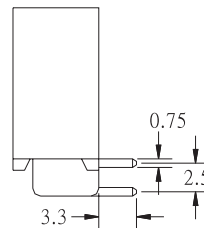
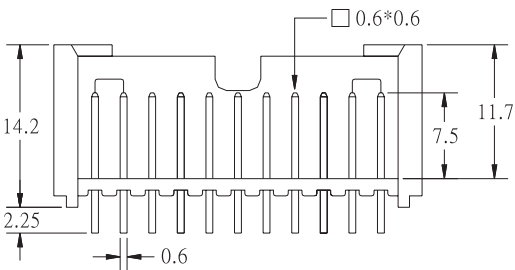
Dielectric Withstanding Voltage :500V AC for 1minute

Operating Temperature : -40°C to +105°C

♦ Mating Suggestion : A39 series.



RECOMMENDED P.C.B LAYOUT



POSITION	A	B	C
2	9.7	7.7	2.5
3	12.2	10.2	5.0
4	14.7	12.7	7.5
5	17.2	15.2	10.0
6	19.7	17.7	12.5
7	22.2	20.2	15.0
8	24.7	20.2	17.5
9	27.2	25.2	20.0
10	29.7	27.7	22.5
11	32.2	30.2	25.0
12	34.7	32.7	27.5
13	37.2	35.2	30.0
14	39.7	37.7	32.5
15	42.2	40.2	35.0
16	44.7	42.7	37.5
17	47.2	45.2	40.0
18	49.7	47.7	42.5
19	52.2	50.2	45.0
20	54.7	52.7	47.5

## HOW TO ORDER:

C65a -  1 -  2 -  3 -  4 -  5

1.NO. OF CONTACT	2.CONTACT MATERIAL	3.CONTACT PLATING	4.FOOT RANK TYPE	5.INSULATOR COLOR
02 03 04 05 06 07 08 09 10 11 12 13 14 15 16 17 18 19 20	B: PHOSPHOR BRONZE	T: TIN PLATED S: SELECTIVE G: GOLD FLASH A: 5u" INCH GOLD B: 10u" INCH GOLD C: 15u" INCH GOLD D: 30u" INCH GOLD	A: TYPE A B: TYPE B	1. BLACK