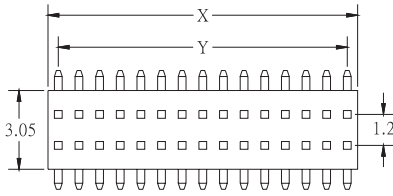


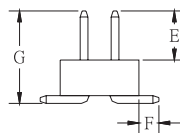
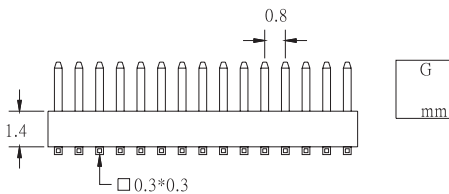
C53

PIN HEADER DUAL ROW STRAIGHT SMT TYPE 0.8mm * 1.2mm (H : 1.4mm)

PITCH:0.8mm



X	0.8*POSITION NO.
Y	0.8*(POSITION. NO.-1)



E
mm

F
mm

1. NO. OF CONTACT	2. CONTACT MATERIAL
06 TO 100	B: PHOSPHOR BRONZE
3. CONTACT PLATING	4. INSULATOR COLOR
T: TIN PLATED S: SELECTIVE G: GOLD FLASH A: 5u" INCH GOLD B: 10u" INCH GOLD C: 15u" INCH GOLD D: 30u" INCH GOLD	1. BLACK
5. PIN LENGTH	
E / F / G	

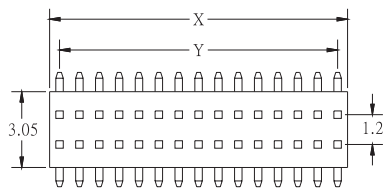
HOW TO ORDER:

C53 - - - - - / E / F / G

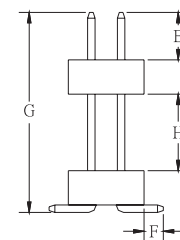
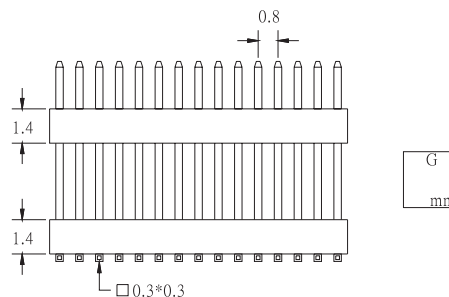
C54

PIN HEADER DUAL ROW DUAL BODY SMT TYPE 0.8mm * 1.2mm (H : 1.4mm)

PITCH: 0.8mm



X	0.8*POSITION NO.
Y	0.8*(POSITION. NO.-1)



E
mm

H
mm

F
mm

1. NO. OF CONTACT	2. CONTACT MATERIAL
06 TO 100	B: PHOSPHOR BRONZE
3. CONTACT PLATING	4. INSULATOR COLOR
T: TIN PLATED S: SELECTIVE G: GOLD FLASH A: 5u" INCH GOLD B: 10u" INCH GOLD C: 15u" INCH GOLD D: 30u" INCH GOLD	1. BLACK
5. PIN LENGTH	
E / F / G / H	

HOW TO ORDER:

C54 - - - - - / E / F / G / H

C