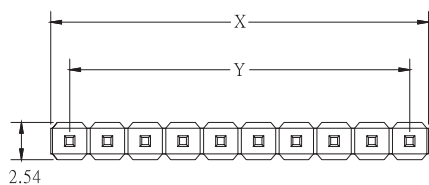
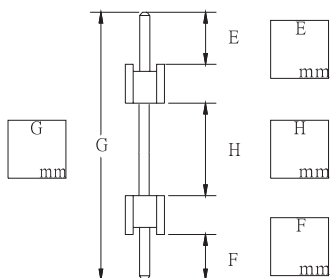
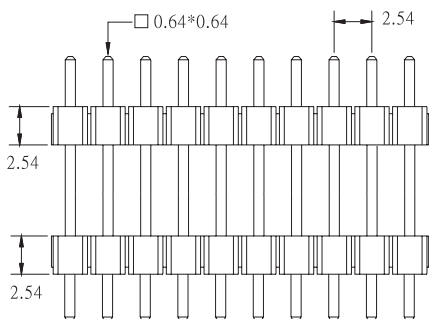


# C19 PIN HEADER SINGLE ROW DUAL BODY

PITCH: 2.54mm



X	2.54*POSITION NO.
Y	2.54*(POSITION. NO.-1)



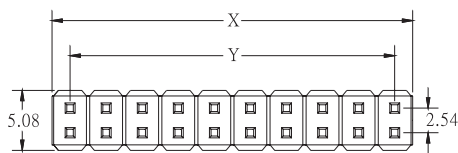
1. NO. OF CONTACT	2. CONTACT MATERIAL
02 TO 40	A: BRASS B: PHOSPHOR BRONZE
3. CONTACT PLATING	4. INSULATOR COLOR
T: TIN PLATED S: SELECTIVE G: GOLD FLASH A: 5u" INCH GOLD B: 10u" INCH GOLD C: 15u" INCH GOLD D: 30u" INCH GOLD	1. BLACK
5. PIN LENGTH	
E / F / G / H	

## HOW TO ORDER:

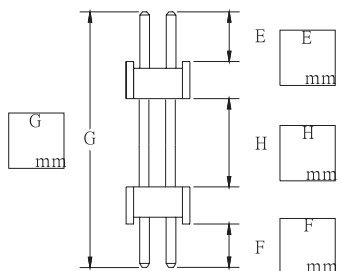
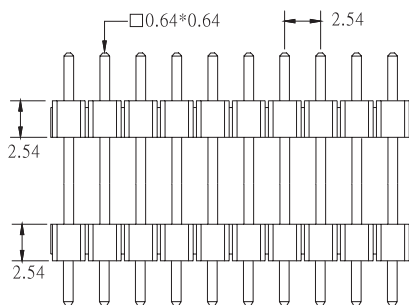
C19 - 1 - 2 - 3 - 4 - 5  
E / F / G / H

# C20 PIN HEADER DUAL ROW DUAL BODY

PITCH: 2.54mm



X	2.54*POSITION NO.
Y	2.54*(POSITION. NO.-1)



1. NO. OF CONTACT	2. CONTACT MATERIAL
04 TO 80	A: BRASS B: PHOSPHOR BRONZE
3. CONTACT PLATING	4. INSULATOR COLOR
T: TIN PLATED S: SELECTIVE G: GOLD FLASH A: 5u" INCH GOLD B: 10u" INCH GOLD C: 15u" INCH GOLD D: 30u" INCH GOLD	1. BLACK
5. PIN LENGTH	
E / F / G / H	

## HOW TO ORDER:

C20 - 1 - 2 - 3 - 4 - 5  
E / F / G / H