

B24

FEMALE HEADER PROFILE : 5.0mm DUAL-ENTRY TYPE PITCH: 2.54mm

SPECIFICATIONS

Material

Insulator : PBT, glass reinforced, rated UL 94V-0

Contact : Phosphor Bronze

Electrical

Current Rating : 1 Amp


Contact Resistance : 30 mΩ max.

Insulation Resistance : 3000 MΩ min.

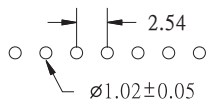
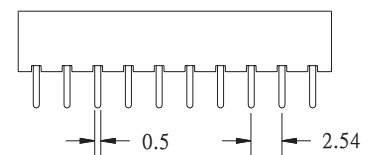
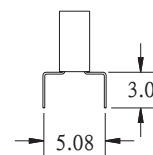
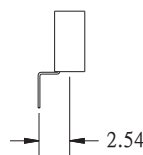
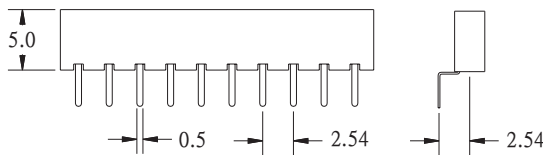
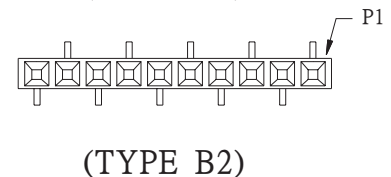
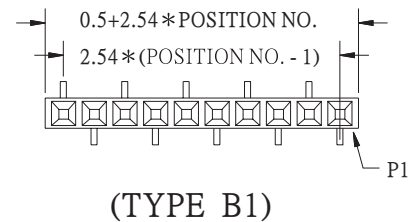
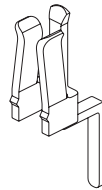
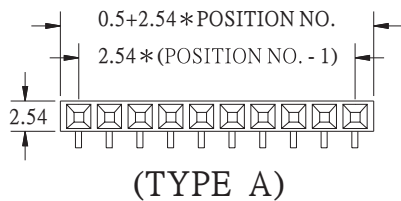
Dielectric Withstanding Voltage : 500V AC for 1minute

Operating Temperature : -40°C to +105°C

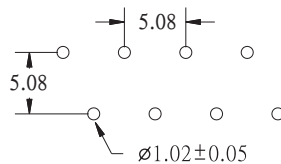
♦ Mating Suggestion : C15, C16 & C19 series.



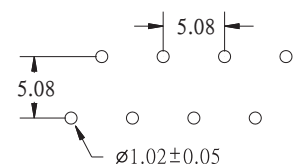
B



TYPE A
RECOMMENDED P.C.B. LAYOUT



TYPE B1
RECOMMENDED P.C.B. LAYOUT



TYPE B2
RECOMMENDED P.C.B. LAYOUT

HOW TO ORDER:

B24 - 1 - 2 - 3 - 4 - 5

1.NO. OF CONTACT	2.CONTACT MATERIAL	3.CONTACT PLATING	4.FOOT RANK TYPE	5.INSULATOR COLOR
SINGLE ROW 1 *2 - 1 *40	B: PHOSPHOR BRONZE	T: TIN PLATED S: SELECTIVE G: GOLD FLASH A: 5u" INCH GOLD B: 10u" INCH GOLD C: 15u" INCH GOLD D: 30u" INCH GOLD	A: TYPE A B: TYPE B1 C: TYPE B2	1. BLACK